

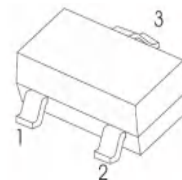
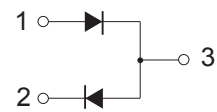


### DAN217 W SWITCHING DIODE

#### FEATURES

- Small surface mounting type
- Two diode elements are connected in series

MARKING: BA1



SOT-323

#### Maximum Ratings @Ta=25°C

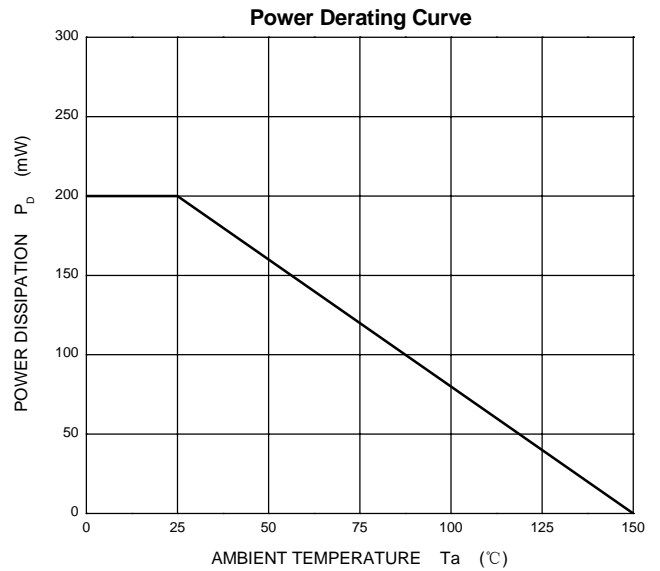
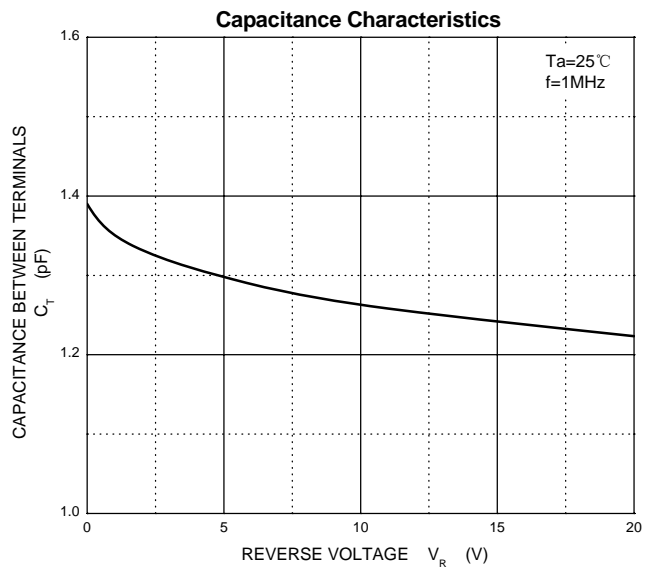
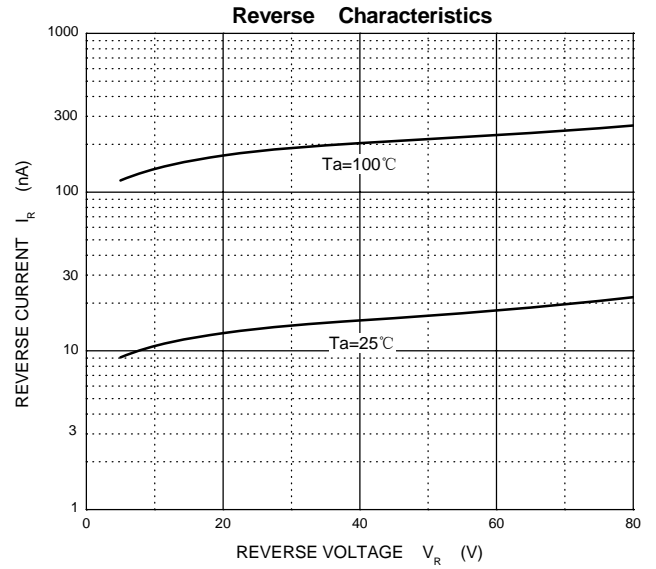
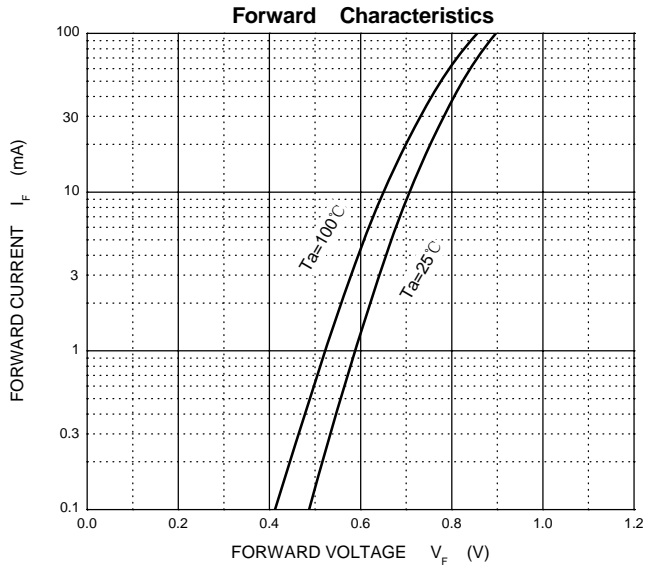
Parameter	Symbol	Limit	Unit
Non-Repetitive Peak Reverse Voltage	$V_{RM}$	80	V
DC Blocking Voltage	$V_R$	80	V
Forward Continuous Current	$I_{FM}$	300	mA
Non-Repetitive Peak Forward Surge Current @t=8.3ms	$I_{FSM}$	2.0	A
Average Rectified Output Current	$I_O$	100	mA
Power Dissipation	$P_D$	200	mW
Thermal resistance From Junction to ambient	$R_{\theta JA}$	625	°C/W
Junction Temperature	$T_J$	150	°C
Storage Temperature Range	$T_{STG}$	-55~+150	°C

#### ELECTRICAL CHARACTERISTICS (Ta=25°C unless otherwise specified)

Parameter	Symbol	Test conditions	Min	Max	Unit
Reverse breakdown voltage	$V_{(BR)}$	$I_R = 100\mu A$	80		V
Reversen voltage leakage current	$I_R$	$V_R = 70V$		0.1	$\mu A$
Forward voltage	$V_F$	$I_F = 100mA$		1.2	V

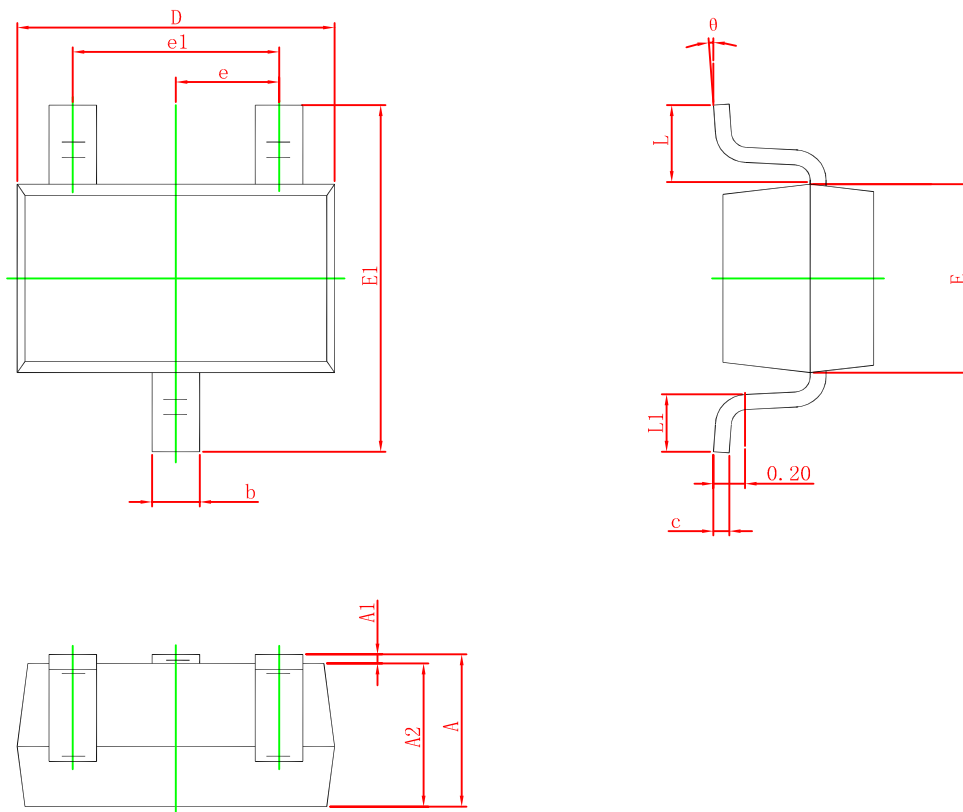


## Typical Characteristics





### SOT-323 PACKAGE OUTLINE DIMENSIONS



Symbol	Dimensions In Millimeters		Dimensions In Inches	
	Min.	Max.	Min.	Max.
A	0.900	1.100	0.035	0.043
A1	0.000	0.100	0.000	0.004
A2	0.900	1.000	0.035	0.039
b	0.200	0.400	0.008	0.016
c	0.080	0.150	0.003	0.006
D	2.000	2.200	0.079	0.087
E	1.150	1.350	0.045	0.053
E1	2.150	2.450	0.085	0.096
e	0.650 TYP.		0.026 TYP.	
e1	1.200	1.400	0.047	0.055
L	0.525 REF.		0.021 REF.	
L1	0.260	0.460	0.010	0.018
theta	0°	8°	0°	8°